
MAZDA GLOBAL MX-5 CUP HOMOLOGATION DOCUMENT

Version 2019.03.06.00

June 14, 2018, 2018
LONG ROAD RACING, CORPORATION
Statesville, NC, USA

1 CONTENTS

2	NOTES:	3
3	BODY	4
4	Brakes.....	5
5	Cooling	7
6	Data.....	9
7	Differential	10
8	Electrical.....	12
9	Engine.....	15
10	Exhaust.....	18
11	Fluids	19
12	Fuel.....	20
13	Interior	21
14	Safety equipment.....	24
15	Suspension and suspension bracing	26
16	Tires.....	31
17	Transmission and Clutch	32
18	Optional and / or Modified components.....	34

2 NOTES:

This document will be updated periodically to reflect cumulative changes made to the vehicle specification. A list of all vehicle updates can be found on the Long Road Racing web site under Global MX-5 Cup information > Technical Service Bulletins (TSBs). All REQUIRED TSB items are also shown in this document, as well as items that are OPTIONAL but still homologated.

All parts on vehicle must be stock 2016 or 2017 Mazda MX-5 parts unless specifically listed in this document.

Below is a list of all stock Mazda parts that are added during the assembly process

- Air box Cowl – N244-56-35X
- Differential – MS14-27-100A
- Brake calipers – NAYF-33-98Z and NAYF-33-99Z
- Brake caliper pins – NA5F-33-996
- Modified Stock Parts are shown in Section 18

The only allowed end user modifications to the car are installation of the following:

- FIA approved seat and seat side mounting brackets
- FIA approved safety belts
- Welding of additional brackets to the Shoulder Belt Bar for Safety Belt Attachment.



Shoulder Belt Bar

- Interior rear view mirror
- Steering wheel

Allowable adjustments to the car are:


- Tire air pressure
- Front anti-roll bar end link positions
- Front and rear anti-roll bar end link lengths
- Ride height and rake (to not less than TBD by sanctioning organization ground clearance) via spring perches
- Damper compression and rebound
- Front and rear toe
- Front and rear camber
- Caster

If it not specifically listed above, no other adjustments, polishing, deburring, or modifications of any kind are allowed.

3 BODY




Radiator Screen 0000-01-5660SC



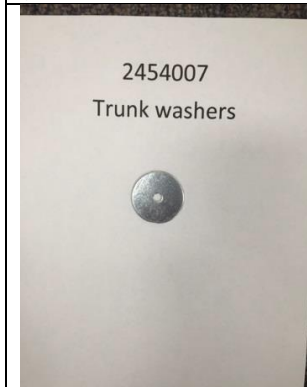
Tow Hooks 0000-04-5996




Hood / Trunk Release Wire Crush Sleeve (front/rear access) 0000-08-5021



Hood / Trunk Release Wire (front/rear access) 0000-08-5025



Trunk Washer 2454007




Fascia Supports - Structures




Fascia Supports – frame brackets

Fascia Support weld in bungs

4 BRAKES



Brake Pads (Front) 0000-03-5106-03



Brake Pads (Rear) 0000-03-5116-44



SS Brake Lines 0000-03-5213



Rotors LF 0000-03-5406-LT



Rotors RF 0000-03-5406-RT



Brake Duct Clamps 0000-03-5601-CL



2" Brake Duct Hose 0000-03-5601-HS




Brake Duct Backing Plates (left) 0000-03-5601-LT



Brake Duct Backing Plates (Right) 0000-03-5601-RT



Brake Duct Nozzle (Fascia-Left) 0000-07-5808-LT




Brake Duct Nozzle (Fascia - Right) 0000-07-5808-RT

5 COOLING



Radiator PWR 0000-01-5660



0000-01-5661-LT

Radiator Ducting Panel Left 0000-01-5661-LT




0000-01-5661-RT

Radiator Ducting Panel Right 0000-01-5661-RT



1"x24" Bulb Trim (Radiator) 1120A191



1.75"x24" Flap Trim (Radiator) 6B100B3X1/16A



Oil Pump to Cooler Line 0000-08-5001



Oil Cooler to Engine Line 0000-08-5002



Trans - Cooler to Housing Line 0000-08-5003



Trans-Housing to Filter Line 0000-08-5004



Trans-Filter to Pump Line 0000-08-5005



Trans-Pump to Cooler Line 0000-08-5006



RE-Housing to Filter Line 0000-08-5007



RE-Filter to Pump Line 0000-08-5008



RE-Pump to Cooler Line 0000-08-5009



RE-Cooler to Housing Line 0000-08-5010

6 DATA



Water Pressure Sensor 0000-01-5662-WP







Pit Lane Speed Limiter 0000-08-PITL



AIM Dash Mount 0000-08-5029



AiM MXL2 Data Logger w/GPS 0000-10-9303

 <p>0000-10-9304 AiM 22 Pin Harness for MXL2</p>	 <p>0000-10-9305 AiM 3.5m Patch Cable</p>
 <p>0000-10-9306 AiM PT-100 Temp Sensor for the differential, transmission and engine oil</p>	 <p>0000-10-9314 OBDII Connector for MXL2 0000-10-9314</p>

7 DIFFERENTIAL

 <p>0000-02-5600 Diff & Trans Oil cooler (one each) 0000-02-5600</p>	 <p>0000-02-5603 Diff & Trans Oil Cooler Fittings 0000-02-5603</p>
 <p>0000-08-5012-KT Diff & Trans Oil Cooler Shroud with Fan</p>	 <p>0000-08-5012-KT Diff & Trans Oil Cooler Shroud with Fan</p>



-6 Male to 3/8 NPT Pipe Male 0000-08-5030



Diff & Trans Fluid Transfer Pump with Viton Seals (one each) 0000-08-5031



Diff & Trans Oil Filter and Housing (one each) 0000-08-5032




Diff Cover, Top with -6 0000-08-5033




0000-08-5033
Diff Cover, Bottom with Temperature Sensor



Diff Pump Bracket Welded to Left Rear Frame



M6 Cap Screw 25mm,
Attachment of Diff/Trans Cooler



M6 x 1.0 10mm Nylock
Attachment of Diff/Trans Cooler




M6 Flat Washer Attachment of Diff/Trans
cooler assembly



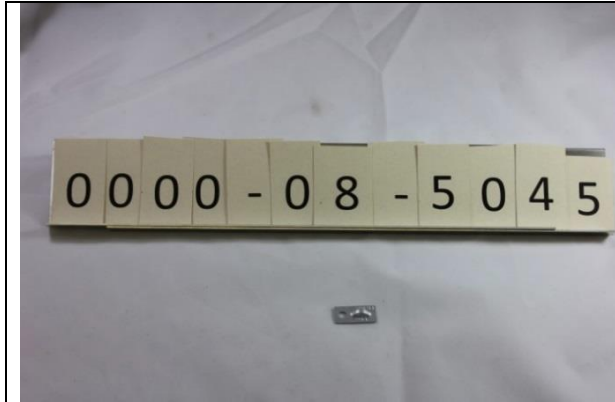
8 ELECTRICAL



ECU Relocation Bracket 0000-08-5041




0000-08-5044
AMB Flex Transponder



Zip Ty Saddles 0000-08-5045



Bosch O2 Sensor 0000-08-5046



Battery Tender Li Battery 0000-08-5047



Car Battery tray 0000-08-5048



Modified Stock Battery Clamp 0000-08-5133



Start Stop Wiring Harness 0000-08-5132




Fire Bottle Harness – B 0000-08-5050



Ignition / Kill System Harness – C 0000-08-5051



Power Distribution Panel – A 0000-08-5052




Power Distribution Panel & Main wire Harness
0000-08-5052



0000-08-5129

Switch Panel Assembly, Front, 0000-08-5129 with
or without the Mazda logo



0000-08-5129

Switch Panel Assembly, Rear, 0000-08-5129

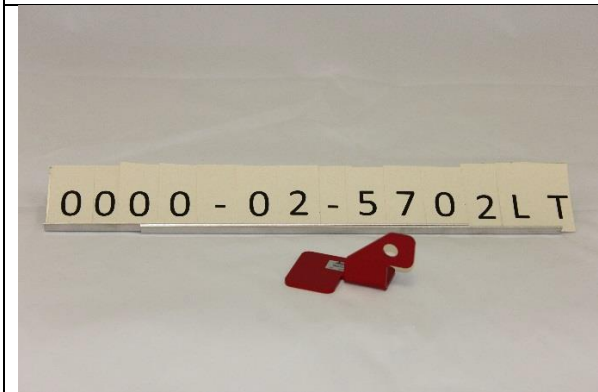
9 ENGINE




Oil filter Sandwich Plate 0000-01-5600-KT



Engine oil cooler 0000-01-5700



Engine Mount Reinforcement Bracket Left
0000-02-5702LT




Engine Mount Reinforcement Bracket
Right 0000-02-5702RT



Engine Bracket Left 0000-02-5712-LT




Engine Bracket Right 0000-02-5712-RT



Engine oil cooler fittings m22- an8 0000-08-5014



GEMS ECU 0008-08-5054




Oil Cooler Bracket 0000-08-5055




1/2"OD,3/8" ID Clear Vinyl Tubing oil cooler holder 0000-08-5127



Vacuum Control Unit Bracket 68_Vac_CNTRL_BKT



ECU covers 0000-08-5134 (bottom) and 0000-08-5135 (top)



10 EXHAUST



Header 0000-06-5410



Header 0000-06-5410



Header 0000-06-5410



Header 0000-06-5410



Header 0000-06-5410



Mid Pipe 0000-06-5430



Muffler 0000-06-5440-01

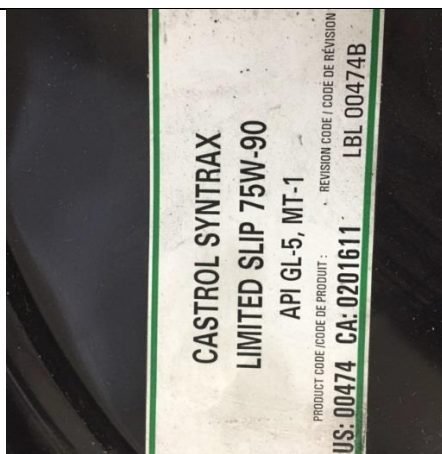


Muffler 0000-06-5440-01

11 FLUIDS



Castrol Edge Full Synthetic SAE 0W-30 or 5W-30 European formula Motor Oil. For reference only the engine oil capacity is 5qts with the cooler added.



Transmission & Differential Lubricant
 Castrol Syntrox Limited Slip 75W-90.
 Transmission is approximately 5 quarts,
 and differential is approximately 2
 quarts.



Castrol React SRF Brake Fluid 0000-08-5026




Engine Coolant 0000-08-5028

12 FUEL



Fuel Pump Out Kit 0000-06-5210 Only **RED** fuel tee is allowed, **black** tee must **NOT** be used



Fuel Vent Hose, 1/4" 0000-08-5059



Fuel Tube Hose Clamps 0000-08-5060



Fuel Tube, 1" Stainless Steel 0000-08-5061



Fuel Tube, 1" Tygon Tubing 0000-08-5062

13 INTERIOR



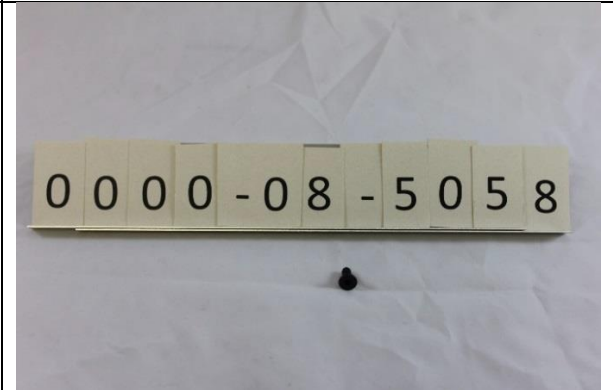
Ballast box 0000-08-5053



0000-08-5128-05
5 lbs Ballast Plate (1/4" Steel) 0000-08-5128-08



0000-08-5128-10
10 lbs Ballast Plate (1/2" Steel) 0000-08-5128-10



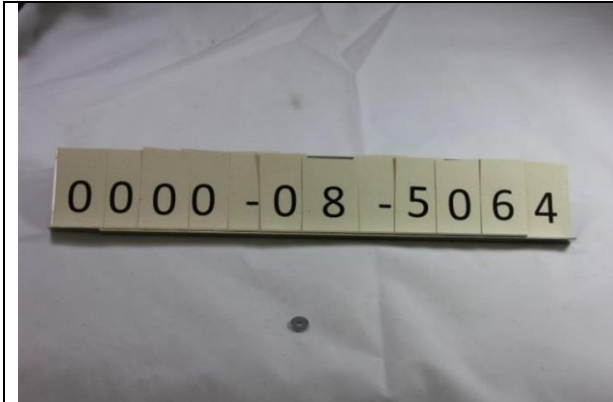
Floor Pan Bolts, M6 x 1.0 x 16mm Flat Allen
0000-08-5058



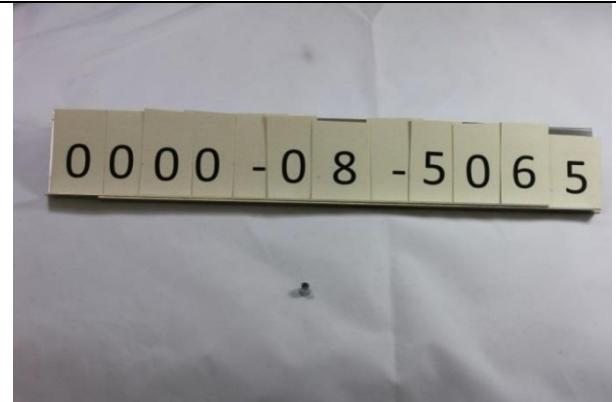
1.15Kg Ballast Plate 0000-08-5128-1.1K-JP



1.15Kg Ballast Plate 0000-08-5128-1.1K-JP



Bulk Head Fastener, M4 Flat Washer
0000-08-5064



Bulk Head Fastener, M4 Nylock Nut
0000-08-5065



Bulk Head Fastener, M4 x 12mm
0000-08-5066



Dead Pedal Assembly, 1/8" Steel Plates
Welded to Stock Panel 0000-08-5074



Floor Pan, 1/8" Aluminum 0000-08-5076LT



Rear Bulk Head Center, 0.063" AL
0000-08-5078



Rear Bulk Head Fuel Cover, 0.063" AL
0000-08-5079



0000-08-5080
Rear Bulk Head Left, 0.063" AL
0000-08-5080




0000-08-5081
Rear Bulk Head Right, 0.063" AL
0000-08-5081

Roll cage 0000-08-5082

(See FIA Homologation Safety
Cage Certificate, IMSA
20150723_MAZDA_MX-5)



0000-08-5083
Steering wheel adaptor 0000-08-5083



7/8 Grommet, Bulkhead, 0000-08-5095

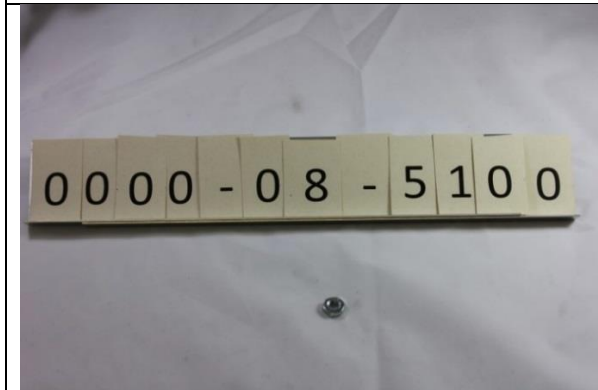
14 SAFETY EQUIPMENT



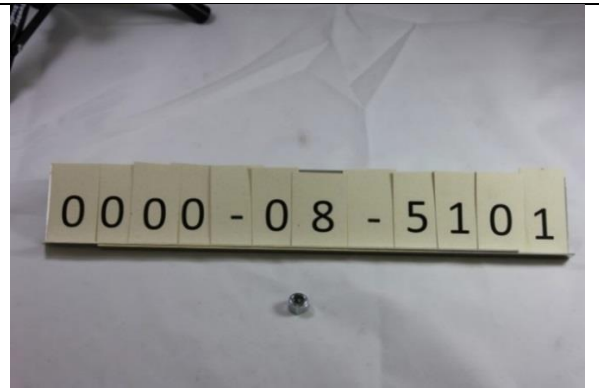
FIA Compliant Driver Door Net 0000-08-5097



Driver Door Net Mounting Heim 0000-08-5099



Driver Door Net Mounting Jam Nut
0000-08-5100




Driver Door Net Mounting Nut (Nylock)
0000-08-5101



0000-08-5102
Driver Door Net Rod Assembly 0000-05-5102



Fire system 0000-08-5103



Leg Brace / Wire Cover Panel 0000-08-5105



0000-08-5130
Leg Brace Stand-Off (Front) 0000-08-5130




0000-08-5131
Leg Brace Stand-Off (Rear) 0000-08-5131



Right Side Net 0000-08-5106



Roll Bar Padding 0000-08-5107



Seat Mount Baseplate 0000-08-5111-LT

15 SUSPENSION AND SUSPENSION BRACING

<p>0000-04-5901</p> <p>Differential Bushing Inserts</p>  <p>Differential Bushing Inserts 0000-04-5901</p>	
 <p>Lower Strut Tower Brace JIS Nut 0000-08-5112</p>	 <p>Upper Strut Tower Brace Flanged Nut 0000-08-5113</p>
 <p>Sway Bar End Links – Front 0000-04-5495</p>	 <p>0000-04-5496 Sway Bar End Links – Rear 0000-04-5496</p>



0000-04-5606-FT
Front Sway Bar 0000-04-5606-FT




Front Sway Bar 0000-04-5606-FT




0000-08-5606-BS
1.25" Front Sway Bar Bushings
0000-08-5606-BS



0000-04-5616
Damper – Front 0000-04-5616, shown with
intermediate spring perch and Bump Stop
Mazda Part # F151-28-775B




0000-04-5617
Damper – Rear 0000-04-5617, shown with
intermediate spring perch and Bump Stop
Mazda Part # F151-28-775B



0000-04-5618
Damper Top Mount Kit 0000-04-5618



0000-08-5116
Rear Lower Damper Lock Nut, 0000-08-5116



0000-04-5619
Damper Lock Nut Kit, 4 Upper, 2 Rear Lower Nuts

 <p>Strut Tower Brace 0000-04-5626</p>	<p>0000-04-5619 (Front Lower are Stock)</p>  <p>Strut Tower Brace 0000-04-5626</p>
 <p>Strut Tower Brace 0000-04-5626</p>	 <p>0000-04-5806 Rays 17x7-1/2 x 40 Wheel, Face 0000-04-5806</p>



0000-04-5806

Wheel, Back 0000-04-5806



0000-04-5806

Wheel, Inside 0000-04-5806



Wheel Studs 0000-04-5905




Lug Nuts 0000-04-5906-LN



Rear Spring 300 2.25 ID X 7" 0000-04-5300-07



Front Spring 500 2.25 ID X 7" 0000-04-5500-07



Helper Spring 0000-04-9927



Torrington Bearing 0000-08-5119

16 TIRES



Tire GMX5 BFG dry, 215/610R17 g-Force
0000-08-5118



Tire GMX5 BFG wet
0000-08-5118-WE

17 TRANSMISSION AND CLUTCH



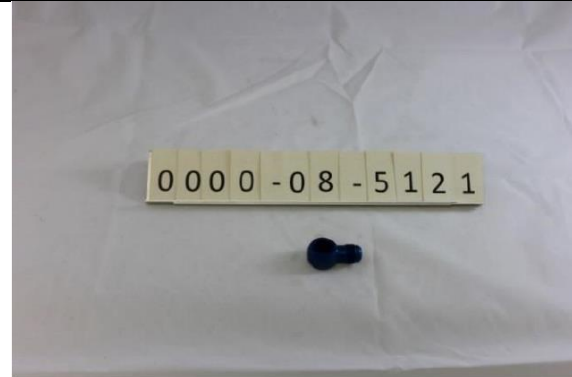
Clutch kit 0000-02-5006-SS




Clutch kit 0000-02-5006-SS



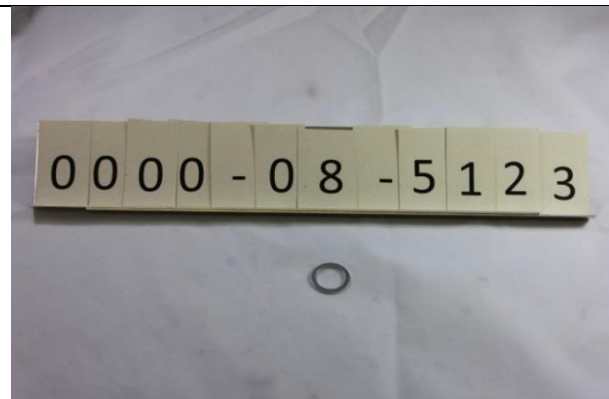
Transmission Stud 0000-02-STUD-GM



Banjo Adapter 0000-08-5121




Banjo Bolt 0000-08-5122



Banjo Bolts Kit (Crush Washer for Banjo Bolts and Cooler Lines) 0000-08-5123







-6 Male to -8 Female Adaptor 0000-08-5124



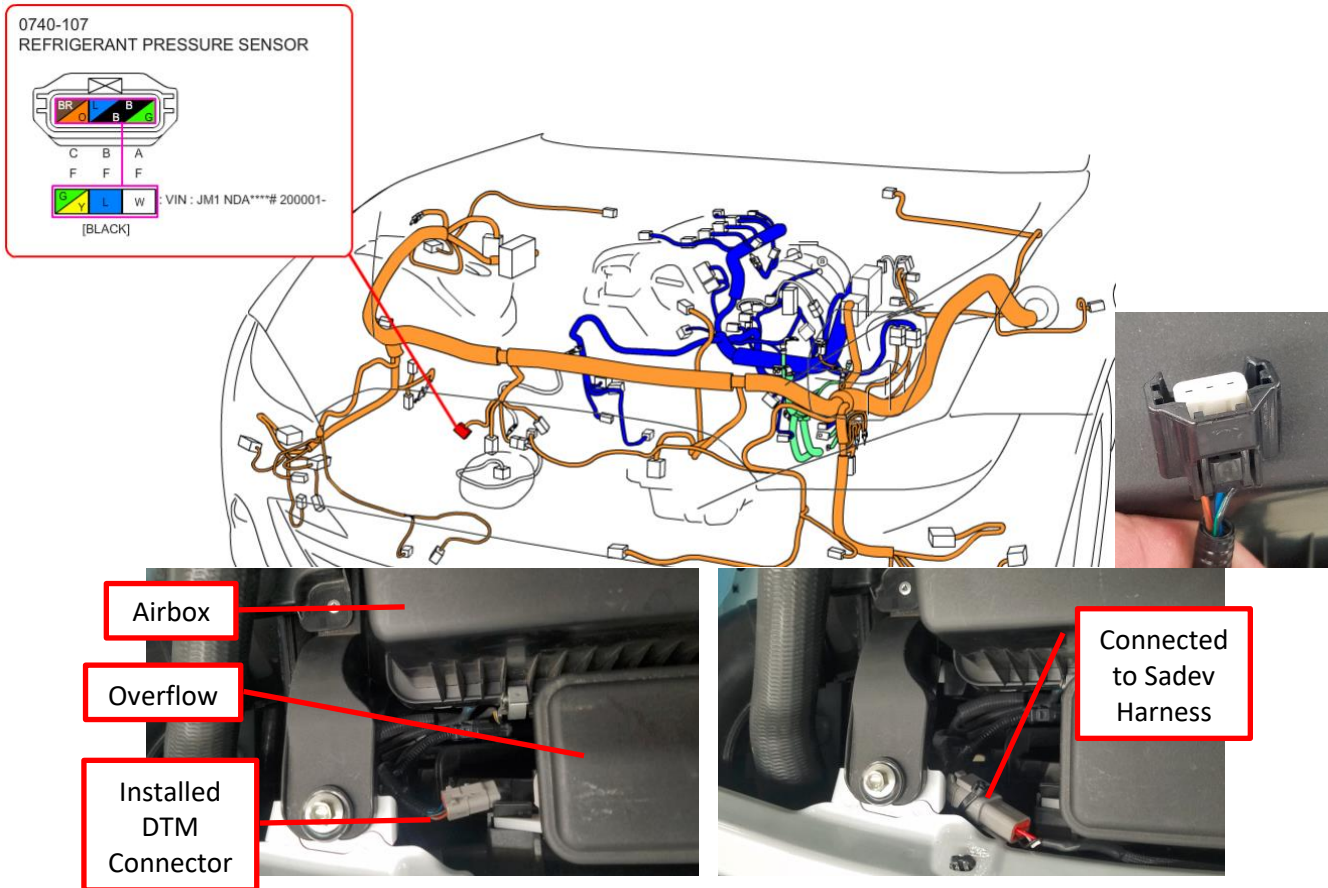
90* -6 Male to 3/8 NPT Pipe Male 0000-08-5125

18 Optional and / or MODIFIED COMPONENTS

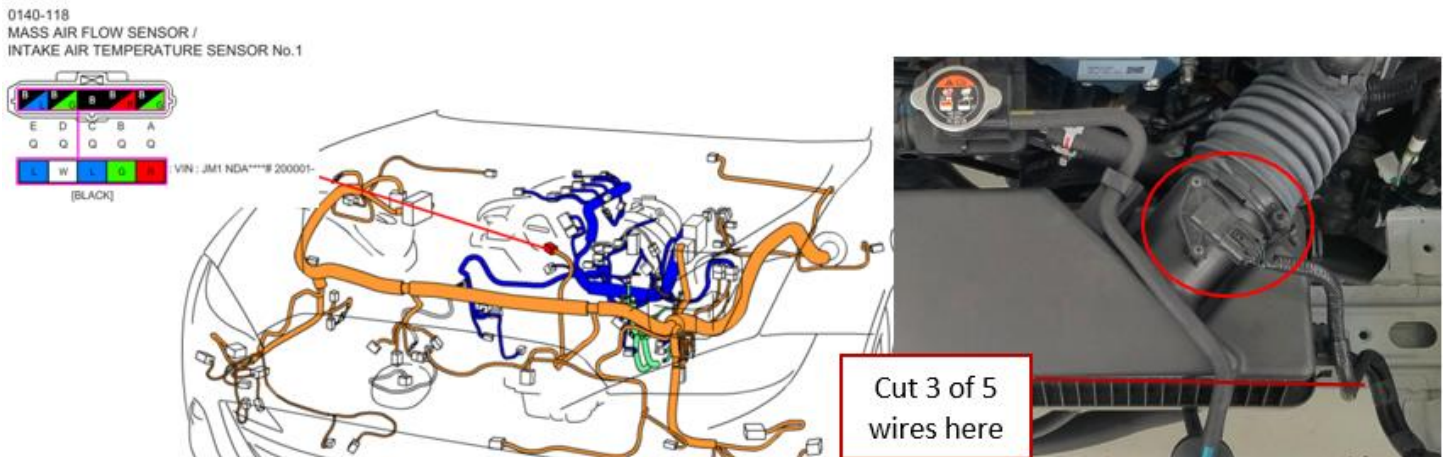
<p>Left Dash Bar Modification / Trim</p>	 <p>Right Side Dash Bar Modification / Trim</p>
 <p>Left Side Under Dash Modification / Trim</p>	 <p>Right Side Under Dash Modification / Trim</p>
 <p>Trimmed Yaw Sensor Bracket</p>	

Wiring Modification for Sadev Sequential Gearbox:

Refrigerant Pressure Sensor, Connector 0740-107 is allowed to be replaced with DTM06-4S. This connector is to be disconnected when a standard transmission is in use.




MAF/IAT Connector 0140-118 is allowed to have 3 wires interrupted by a DTM06-4S / DTM04-4P connector pair. These connectors are to be plugged in to each other making the 3 interrupted wires continues when a standard transmission is in use.





Rear Subframe Modification for Sadev Sequential Gearbox:

The Rear Subframe may have 2 threaded bungs and 2 steel sleeves welded in to allow installation of a Sadev Sequential Gear Box. These bungs and sleeves must be empty and unused when a standard transmission is being used.



Optional polycarbonate windscreen and brace

