

	TECHNICAL BULLETIN	Series	MX-5 Cup
		Page	1/2
		Date	8-22-24

Subject: Hardware Replacement / Maintenance

To keep the disc operating at optimum performance, the hardware **MUST** be inspected after **EVERY** race weekend (MX-5 Cup) or **EVERY** full day the car is run (Club Level, etc.) This means completely disassembling the bell from the disc and inspecting the bushings, the screws, and the washers.

General Inspection

Verify that the disc is still floating and not “locked.” If the disc is “locked,” with no movement between bell and disc, then it needs to be disassembled and checked immediately before use.

Hardware

Bushings, screws, and washers.

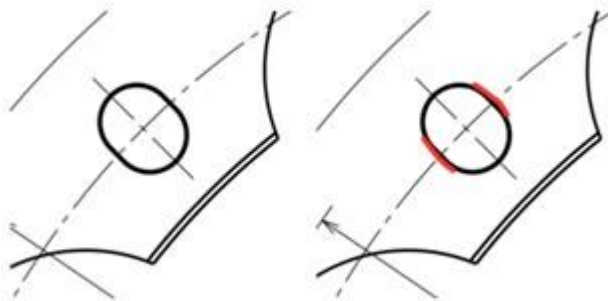
- The bushings, X203026, are round. If these have any kind of distortion or wear (ovalized), then they must be replaced. If the deformation becomes too great the bushing can “ovalize,” eventually splitting causing a failure.
- The screws, A10834105, are a one-time use item, and must be replaced once the bell and disc are disassembled.
- The Washers, 05579320, should not have any indentations or deformities of any kind. If they do show signs of wear, then they need to be replaced.

The more often you replace the hardware, the longer the life the entire disc assembly will have.

Discs

P/N 09A89170 (LH) / 09A89180 (RH) (Mazda Part#'s LH 0000-03-5470 and RH 0000-03-5480)

The disc mounting holes are oval. If the disc mounting holes are distorted, the disc must be replaced. Most common areas for wear and distortion are pictured below and highlighted in red.



Bells

P/N 16B77053 (Mazda Part# 0000-03-5472)

The bell holes are round. The bells are coated in a black anodized finish. If excessive wear occurs within the disc assembly components, the underlying aluminum of the bell will be exposed. In such cases, replacement of the bell is necessary.



TECHNICAL BULLETIN

Series

MX-5 Cup

Page

2/2

Date

8-22-24

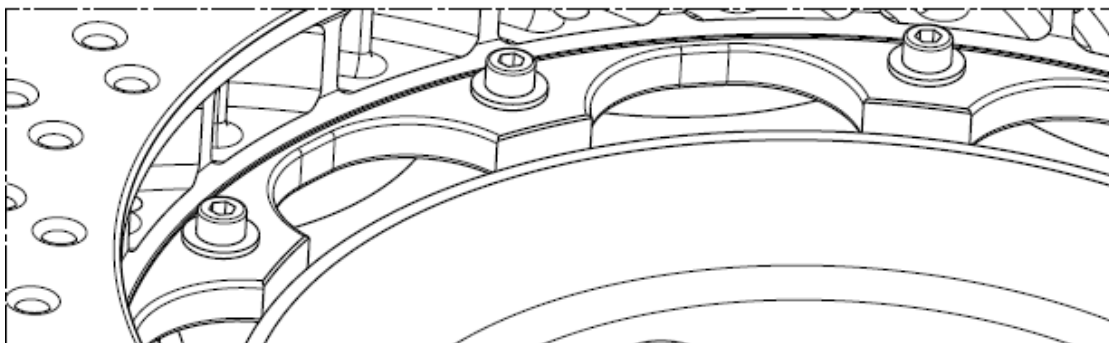
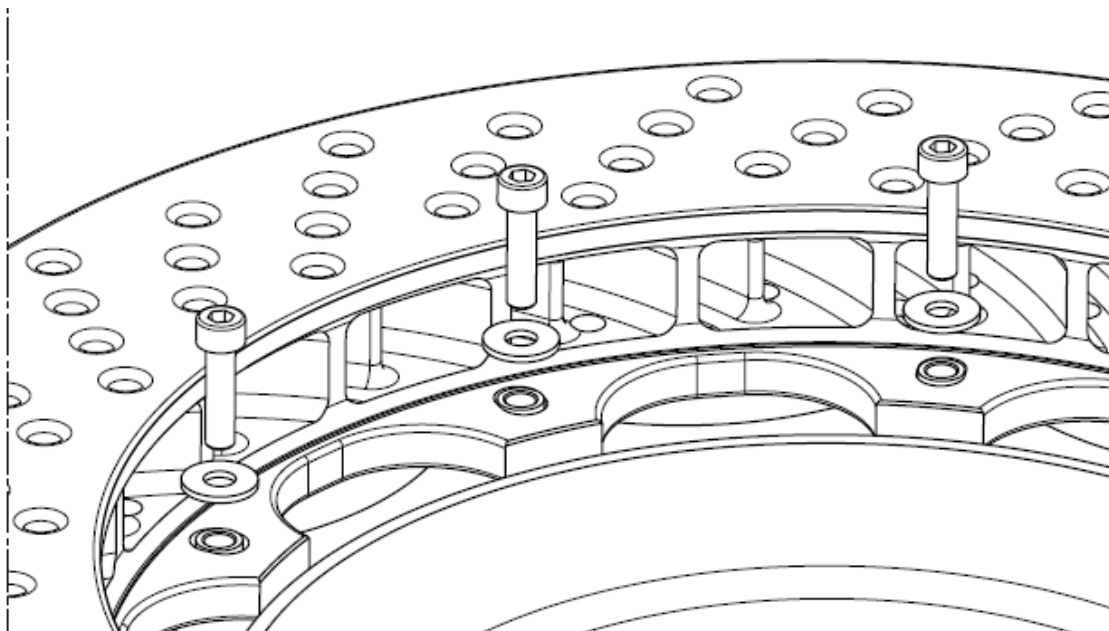
Installation

The disc needs to be reassembled according to the instructions below.

Complete hardware pack P/N 915518 (Mazda Part# 0000-03-5478, need one pack per disc) Includes the bushings, screws, and washers for one disc assembly.

DISC SCREW TORQUE IS 62 INCH POUNDS.

The screws come with red Loctite pre-applied.



INSTALL DISC MOUNTING HARDWARE AS SHOWN. SCREWS ARE DELIVERED WITH THREAD LOCK COMPOUND ALREADY APPLIED. SCREWS ARE TORQUED TO 7 Nm (62 in-lbs). THE FASTENERS WILL NOT FIRMLY CLAMP THE BELL AND DISC TOGETHER, THEREFORE, THE BUSHINGS WILL SEEM TO BE SLIGHTLY LOOSE.